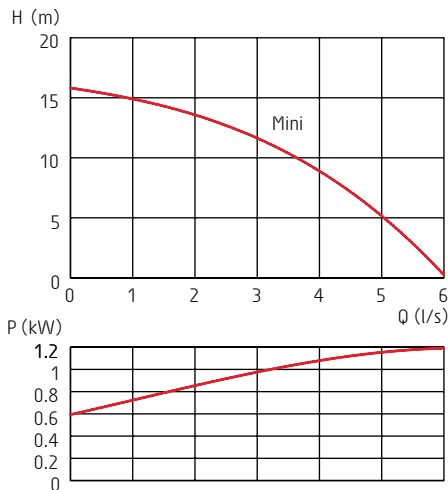


MINI



Technical data

1~

Discharge connection 2"

Rated output 0,9 kW

Max power consumption 1,2 kW

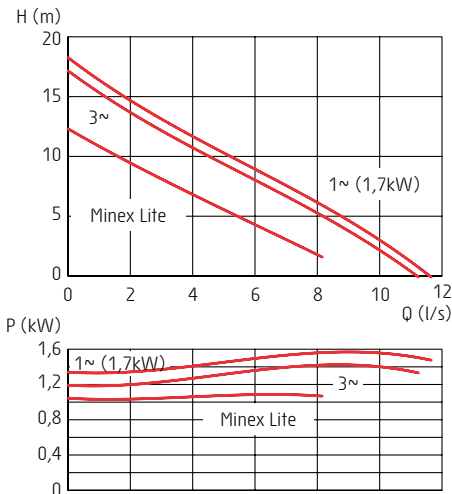
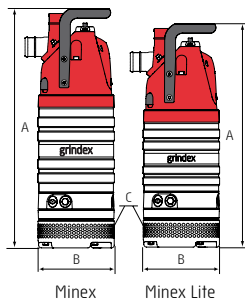
Shaft speed 2800 RPM

Rated current at 230 V 5,2 A

A: 440 mm **B:** Ø 185 mm **C:** 5x11 mm **Weight:** 14,5 kg

Specifications can be changed without notice.

MINEX



Technical data

Discharge connection

Minex Lite

1~

3~

2"

2"

2"

Rated output

0,85 kW

1,3 kW

1,2 kW

Max power consumption

1,1 kW

1,7 kW

1,6 kW

Shaft speed

2785 RPM

2860 RPM

2760 RPM

Rated current at 230 V

5,1 A

7,2 A

4,7 A

Rated current at 400 V

-

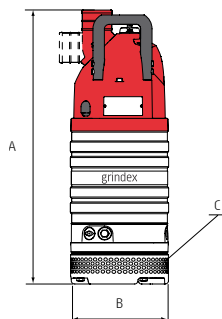
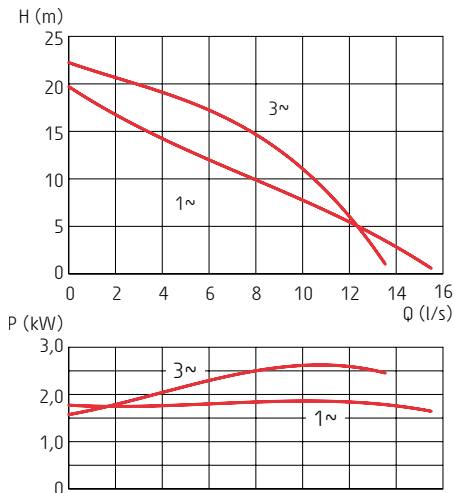
-

2,7 A

1~ (1,7 kW): A: 610 mm B: \varnothing 195 mm C: \varnothing 7,5 mm **Weight:** 24 kg

Minex Lite (1~ 1,1 kW) and 3~: A: 570 mm B: \varnothing 195 mm C: \varnothing 7,5 mm **Weight:** 21 kg

MINETTE



Technical data

1~

3~

Discharge connection

3"

3"

Rated output

1,5 kW

2,2 kW

Max power consumption

1,9 kW

2,7 kW

Shaft speed

2800 RPM

2800 RPM

Rated current at 230 V

8,4 A

8,1 A

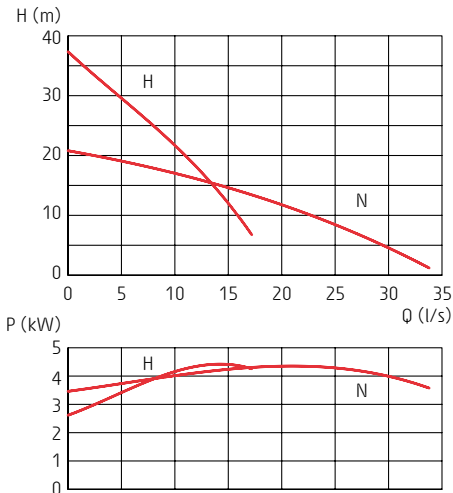
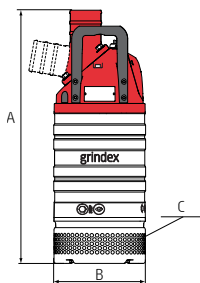
Rated current at 400 V

-

4,7 A

A: 667 mm **B:** Ø 240 mm **C:** Ø 9 mm **Weight:** 30 kg (1~) 32 kg (3~)

MINOR



Technical data

Discharge connection

N 4"

H 3"

Rated output

N 3,7 kW

H 3,7 kW

Max power consumption

N 4,5 kW

H 4,5 kW

Shaft speed

N 2870 RPM

H 2870 RPM

Rated current at 400 V

N 7,3 A

H 7,3 A

Rated current at 500 V

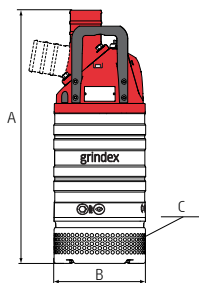
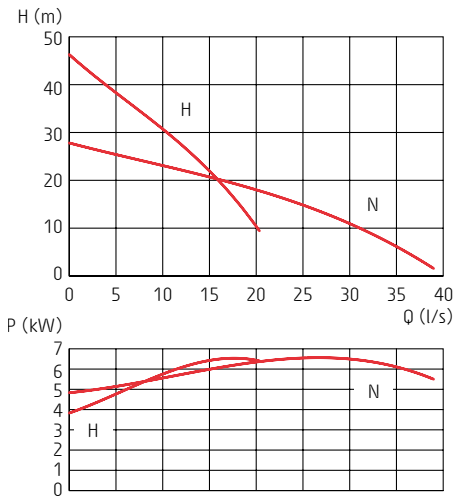
N 6,0 A

H 6,0 A

A: 793 mm **B:** Ø 286 mm **C:** Ø 10 mm **Weight:** 52 kg

Specifications can be changed without notice.

MAJOR



Technical data

N

H

Discharge connection

4"

3"

Rated output

5,6 kW

5,6 kW

Max power consumption

6,7 kW

6,7 kW

Shaft speed

2890 RPM

2890 RPM

Rated current at 400 V

11 A

11 A

Rated current at 500 V

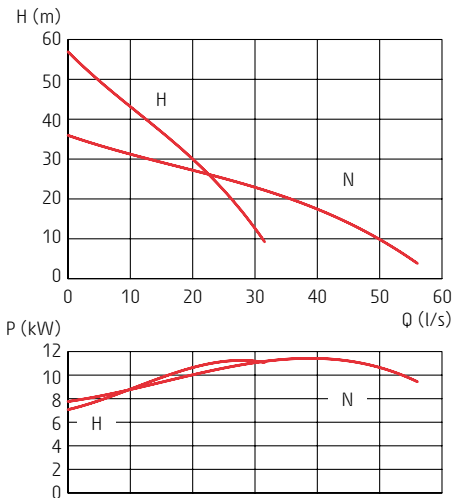
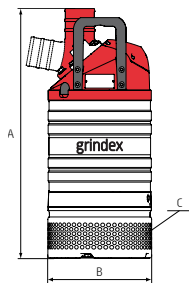
8,7 A

8,7 A

A: 793 mm **B:** Ø 286 mm **C:** Ø 10 mm **Weight:** 54 kg

Specifications can be changed without notice.

MASTER



Technical data

Discharge connection

6"

4"

Rated output

10 kW

10 kW

Max power consumption

11,7 kW

11,7 kW

Shaft speed

2860 RPM

2860 RPM

Rated current at 400 V

19 A

19 A

Rated current at 500 V

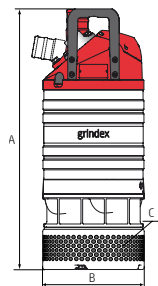
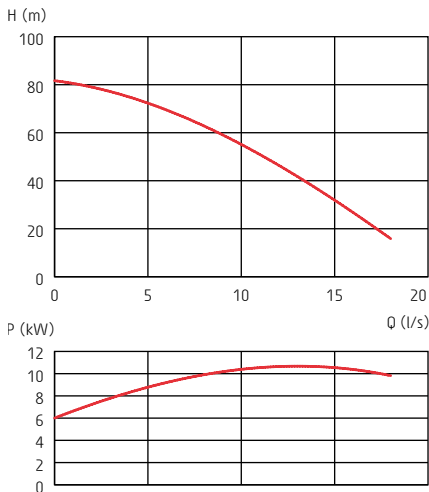
15 A

15 A

A: 832 mm **B:** Ø 346 mm **C:** Ø 10 mm **Weight:** 80 kg

Specifications can be changed without notice.

MASTER SH



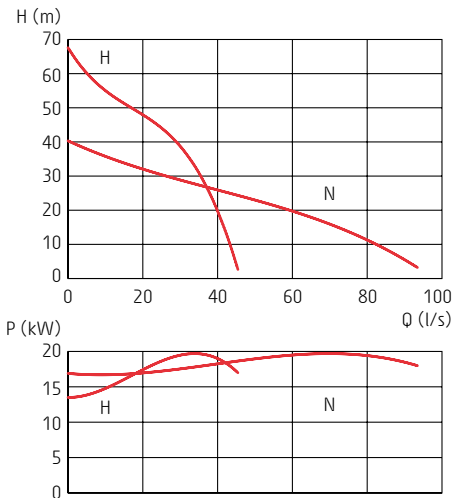
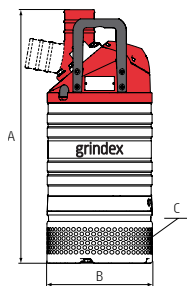
Technical data

Discharge connection	3"
Rated output	10 kW
Max power consumption	11,7 kW
Shaft speed	2860 RPM
Rated current at 400 V	19 A
Rated current at 500 V	15 A

A: 887 mm **B:** Ø 346 mm **C:** Ø 10 mm **Weight:** 98 kg

Specifications can be changed without notice.

MATADOR

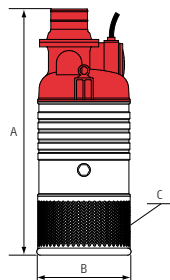
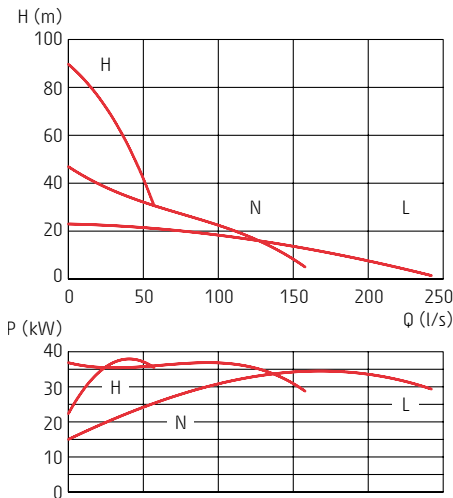


Technical data

Technical data	N	H
Discharge connection	6"	4"
Rated output	18 kW	18 kW
Max power consumption	20 kW	20 kW
Shaft speed	2900 RPM	2900 RPM
Rated current at 400 V	32 A	32 A
Rated current at 500 V	26 A	26 A

A: 954 mm **B:** Ø 395 mm **C:** Ø 12 mm **Weight:** 143 kg

Specifications can be changed without notice.

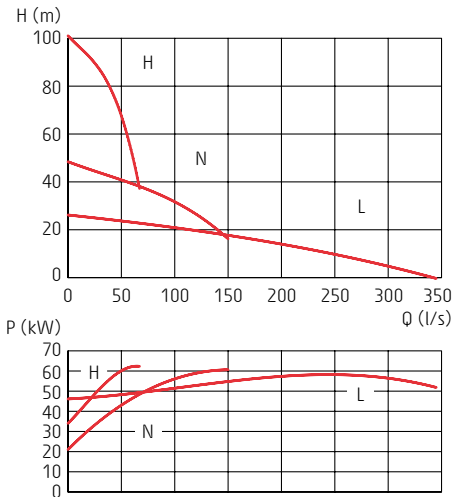
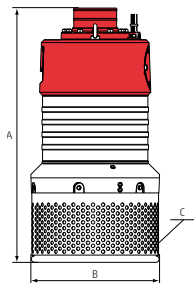
MAXI

Technical data	L	N	H
Discharge connection	8"	8"	4"
Rated output	30 kW	37 kW	37 kW
Max power consumption	33 kW	41 kW	41 kW
Shaft speed	1465 RPM	2950 RPM	2950 RPM
Rated current at 400 V	57 A	65 A	65 A
Rated current at 500 V	45 A	52 A	52 A

A: 1345 mm **B:** \varnothing 510 mm **C:** \varnothing 12 mm **Weight:** 285 kg

Specifications can be changed without notice.

MAGNUM

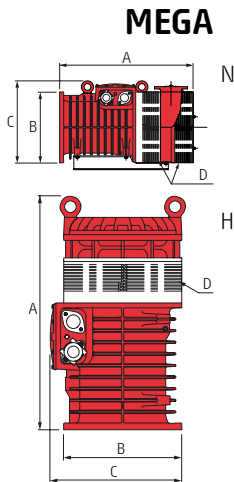
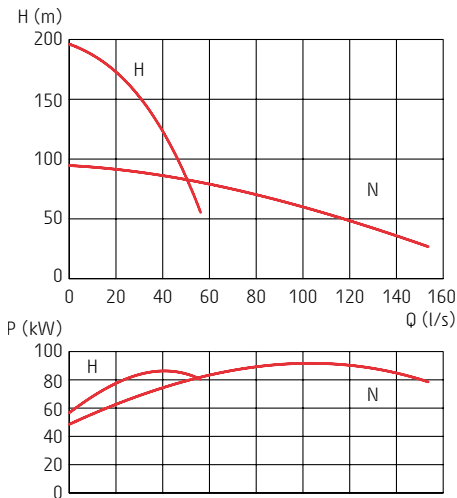


Technical data

	L	N	H
Discharge connection	10"	8"	6"
Rated output	57 kW	57 kW	57 kW
Max power consumption	62 kW	62 kW	64 kW
Shaft speed	1475 RPM	1475 RPM	2950 RPM
Rated current at 400 V	107 A	107 A	98 A
Rated current at 500 V	85 A	85 A	79 A

A: 1475 mm **B:** \varnothing 750 mm **C:** \varnothing 12 mm **Weight:** 540 kg

Specifications can be changed without notice.

**Technical data****N****H**

Discharge connection	6" (DN150)	4" (DN100)
Rated output	90 kW	90 kW
Max power consumption	95 kW	95 kW
Shaft speed	2965 RPM	2965 RPM
Rated current at 400 V	148 A	148 A
Rated current at 500 V	117 A	117 A

A: 1180 mm (N), 1245 mm (H) **B:** 610 mm **C:** 770 mm (N), 680 mm (H)
D: 10x10 mm **Weight:** 900 kg (N), 985 kg (H)

Specifications can be changed without notice.